

**Panasonic**  
ideas for life

**PT-LB51NTU**  
**PT-LB51U**  
Micro Portable XGA LCD Projectors

2000 lm XGA

Practical and Easy.  
A New Level of **Wireless** Convenience.



# Wireless Projection the Easy Way



The PT-LB51NTU's wireless ability completely eliminates the need for PC cable connection. You simply bring in your laptop (with a wireless LAN function) for smooth, hassle-free presentations and flexible room layouts. The supplied Wireless Manager ME 4.5 software makes setup quick and easy, and a host of wireless functions complement projector applications. On top of all this, the PT-LB51NTU and PT-LB51U incorporate Panasonic's original Daylight View 2 technology, which makes images easy to see even in brightly lit rooms.

## Easy Wireless Projection (PT-LB51NTU)

### Easy Wireless Projection from Multiple PCs

You can make the settings for wireless connection quickly and easily using Wireless Manager ME 4.5 software. When the presentation is finished, Wireless Manager restores the PC to its previous LAN settings, so the PC is ready to reconnect to your LAN. Wireless Manager functions include Live mode and Multi-Live mode. In Live mode, the image projected is identical to the image seen on the PC screen. In Multi-Live mode, you can wirelessly connect with multiple PCs.


### Virtual Remote Control

The same graphics used on the projector's remote control can be displayed on the PC screen. This makes it easy to operate the projector right from the PC, without having to use the remote control.



### Easy Connection

Wireless Manager ME 4.5 greatly simplifies the PC-projector connection procedure. Simply press the "Computer Search" button on the supplied remote control and the projector locates all live-mode ready PCs in the area. All you do is select the desired PC-to-projector connection.



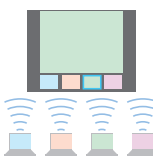
### Wireless Manager Control Panel (Launcher)

To begin wireless projection, simply use the control panel (launcher) displayed in the PC window.

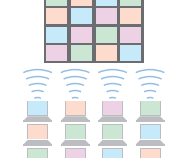
### Four-window style



### Index style (Four thumbnails)

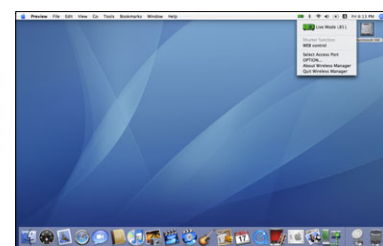


### Extended index style (16 thumbnails)



### Multi Live Mode

The PT-LB51NTU provides a host of convenient wireless functions, including Wireless Prompter (Secondary Display Transmission), selective area transmission and a 16-window index style that lets you project images from up to 16 PCs at the same time. Wireless transmission is possible from one PC to a maximum of eight projectors at a time.



### Windows Vista™/Macintosh Compatibility

Wireless Manager ME 4.5 is Microsoft® Windows Vista™ compatible, and also allows wireless projection (in Live mode only) from a Macintosh computer running Mac OS X (v10.4 or later).

## More convenient wireless functions (PT-LB51NTU)

### Selective Area Transmission



By using the area select window, you can specify the necessary information alone from the computer screen, and display it on the projection screen.

### Wireless Prompter Function (Secondary Display Transmission)



This allows transmission of content other than what's displayed on your PC. For example, you can display text documents on your PC screen while projecting slide from your Microsoft® PowerPoint® presentation\*1.

### Multiple Source Live Mode

You can simultaneously project a single computer's screen on up to eight projectors. This mode is useful when a number of projectors are installed, for example, in a large conference room, or when holding simultaneous presentations in several conference rooms.



- No need for PC cable connection
- Multiple PC connection capability
- A wide variety of wireless functions



Set yourself free. 

## Daylight View 2



### Crisp, Clear Images in a Well-Lit Room

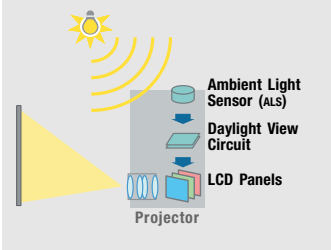
Panasonic's Daylight View 2 technology, which helps project sharp, crisp images that are easy to see even in brightly lit rooms. A built-in sensor measures the ambient light, and the halftone colour and brightness level are adjusted accordingly in real-time.



Simulated image when the Daylight View 2 is turned off.

Simulated image when the Daylight View 2 is turned on.

### The Daylight View 2 Process



### Rear view



Equipped with two computer (RGB) inputs. The computer (RGB) 2 IN can be switched to computer (RGB) 1 OUT for loop-through monitoring.

## Presentation Flexibility

### Easy-to-Use Remote Control

The control range and distance have been extended compared to previous models, and the buttons are now larger and easier to use.



Equipped with two transmitters for an extended remote control range.



PT-LB51NTU

PT-LB51U

The PT-LB51NTU's supplied remote control features Microsoft® PowerPoint® page up/down capability.

### Blackboard Mode

This special picture mode allows the PT-LB51NTU to project images onto an ordinary classroom or conference room blackboard when a projection screen is not available.

### Ultra-Lightweight and Compact

At only 1.8 kg or 1.9 kg\*, PT-LB51NTU and PT-LB51U won't weigh you down—even when you're carrying with you a laptop. Both models are 297 mm wide by 210 mm deep—about the size of an A4 sheet of paper—and only 57 mm high. They slip easily into a bag or briefcase.

## Quick Operation

### Customizable Function Button

One frequently used function can be assigned to this button on the top panel of the projector for instant, pushbutton use. Select from shutter, auto setup, picture mode, freeze, and index window functions.



### Two-Second Speed Start

With Speed Start, the image appears in about two seconds after you press the power button.

### Auto Search

When a source is connected and you switch the unit on, it automatically detects what kind of source is connected and begins projection.

### Real-Time Keystone Correction

The projector automatically senses if you adjust its angle (vertical direction) during operation and instantly makes whatever keystone correction is necessary for optimum viewing.

### Direct Power Off

You can disconnect the power cable and move the projector as soon as your presentation is finished, because the cooling fan keeps operating until the lamp is cooled.



### Other Features

- Operation assistance
- Anti-theft features: User password, control panel lock and text superimposing
- Index Window
- Auto power off
- HDTV compatibility
- Full compatibility with sRGB colour space for accurate colour reproduction (in natural mode)
- Picture mode selection (standard/dynamic/natural)
- 3x digital zoom
- Shutter function for image/sound muting
- Selectable 17-language on-screen menu
- Short-throw zoom lens
- Projector AI
- Ceiling mountable (option)

\*1 With Wireless Manager ME 4.5, you can use the projector screen as a secondary monitor for the PC. In this setup, Microsoft® PowerPoint® must be set to "Show Presenter View."

\*2 1.8 kg for the PT-LB51U; 1.9 kg for the PT-LB51NTU.

## Specifications

Model number	PT-LB51NTU	PT-LB51U
Power supply	100-240 V AC, 50/60 Hz	
Power consumption	240 W (Approx. 4 W in standby mode with fan stopped)	
LCD panel	4:3 aspect ratio	
Panel size	0.6" (15.24 mm) diagonal	
Display method	Transparent LCD panel (x 3, R/G/B)	
Drive method	Active matrix	
Pixels	786,432 (1,024 x 768) x 3, total of 2,359,296 pixels	
Pixel configuration	Stripe	
Lens	Manual zoom (1:1-1:1.2), manual focus, F 1.6 - 1.9, f 18.8 - 22.6 mm	
Lamp	165 W UHM lamp	
Colors	Full color (16,777,216 colors)	
Brightness	2,000 lumens	
Contrast	400:1** (full on/full off)	
Scanning frequency		
RGB	Horizontal: 15-91 kHz, Vertical: 50-85 Hz	
YPbPr	480i (525i): fh 15.75 kHz; fv 60 Hz, 480p (525p): fh 31.5 kHz; fv 60 Hz 576i (625i): fh 15.63 kHz; fv 50 Hz, 576p (625p): fh 31.25 kHz; fv 50 Hz 720p (750p): fh 45 kHz; fv 60 Hz, 1080i (1125i): fh 33.75 kHz; fv 60 Hz, 1080i (1125i): fh 28.125 kHz; fv 50 Hz	
S-Video/Video	NTSC, NTSC4.43, PAL-M, PAL60: fh 15.75 kHz; fv 60 Hz, PAL, SECAM, PAL-N: fh 15.63 kHz; fv 50 Hz	
Projection size	33-300 inches/838-7,620 mm diagonally	
Throw distance	1.1 m-11.1 m (3'7"-36'5")	
Optical axis shift	6:1 (fixed)	
Keystone correction range	Vertical: ±30°	
On-screen menu	17 languages: English, French, German, Spanish, Italian, Korean, Russian, Chinese, Japanese, Swedish, Norwegian, Danish, Portuguese, Polish, Hungarian, Czech, and Thai	
Installation	Front/rear ceiling/desk (menu selection)	
Built-in speakers	4 x 2 cm x 1 (oval), 1.0 W (monaural) output power	
Terminals		
COMPUTER 1 IN	D-sub HD 15-pin x 1	
COMPUTER 2 IN/1 OUT	D-sub HD 15-pin x 1 (input/output selectable using on-screen menu)	
VIDEO IN	RCA pin x 1	
S-VIDEO IN	Mini DIN 4-pin x 1	
AUDIO IN	RCA (L-R) x 1 (for VIDEO/S-VIDEO)	
COMPUTER AUDIO IN	M3 (stereo) x 1 (for COMPUTER 1 and COMPUTER 2)	
VARIABLE AUDIO OUT	M3 (stereo) x 1	
SERIAL	Mini DIN 8-pin x 1 (RS-232C)	
Power cord length	2 m (6'7")	
Cabinet material	Moulded material (PC + ABS)	
Dimensions*2 (W x H x D)	297 x 57 x 210 mm (11-11/16" x 2-7/32" x 8-1/4")	
Weight	1.9 kg (4.2 lbs.)	1.8 kg (4.0 lbs.)
Operating environment	Temperature: 0°-40°C (32°-104°F), Humidity: 20%-80% (no condensation)	
Remote Control Unit		
Power supply	3 V DC (AA battery x 2)	
Operation range*3	Approx. 15 m (19.2 feet) when operated from directly in front of the signal receptor	
Dimensions (W x H x D)	48 x 163 x 24.5 mm (1-7/8" x 6-13/32" x 31/32")	
Weight	117 g (4.1 oz) (including batteries)	
Wireless LAN	IEEE802.11b/g	-
Supplied accessories	Power cord, Wireless remote control, Batteries for remote control, VGA cable, Carrying bag, Wireless Manager ME 4.5 (CD-ROM)	Power cord, Wireless remote control, Batteries for remote control, VGA cable, Carrying bag
Optional accessories	ET-LAB50 Replacement lamp unit, ET-PKB50 Ceiling mount bracket ET-ADSER Serial adapter (DIN 8-pin/D-sub 9-pin)	

\*1: In AI mode. \*2: Legs and protruding parts not included. \*3: Operation range differs depending on the environment.

### To use network functions, a PC is required that meets the conditions given below:

OS: Microsoft® Windows® 2000 Professional, Windows® XP Professional, Windows® XP Home Edition, Windows Vista™ Ultimate 32-bit, Windows Vista™ Business 32-bit, Windows Vista™ Home Premium 32-bit, Windows Vista™ Home Basic 32-bit, Apple Mac OS X 10.4

**NOTE: Some functions are not available with Windows Vista™ and Mac OS X.**

Web browser: Windows®: Internet Explorer 6.0 or later, or Netscape Communicator 7.0 or later. Macintosh: Safari 2.0 or later

CPU: Windows®: Intel® Pentium® III or higher, or other compatible processor (800 MHz or higher is recommended). Macintosh: PowerPC G4 with 800 MHz or more, or Intel® Core™ Duo with 1.8 GHz or more.

Memory: 256 MB or more (Macintosh: 512 MB or more is recommended)

Free hard disk space: 60 MB or more

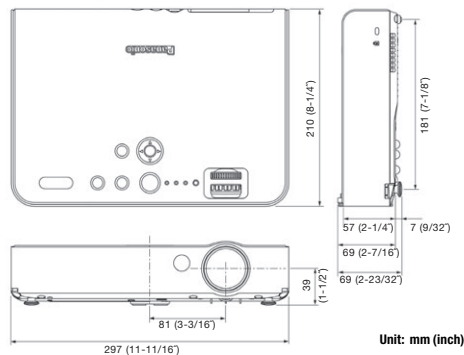
CD-ROM drive: CD-ROM drive or DVD drive

Wireless LAN: IEEE 802.11b/g compatible (built-in wireless LAN system or external IEEE 802.11b/g LAN card must be installed and running normally.)

**NOTE: Some IEEE 802.11g/b wireless LAN may not allow connection to the projector.**

Visit the **Projectors Global Web Site** shown below for the latest information.

## Dimensions




## Projection Distance

Projection size (diagonal)	Projection distance (L)		Height from the edge of screen to center of lens (H)
	Min (wide)	Max (telephoto)	
0.84 m / 33"	- / -	1.1 m / 3.9'	0 - 0.07 m / 0 - 0.2'
1.02 m / 40"	1.2 m / 4.0'	1.4 m / 4.7'	0 - 0.09 m / 0 - 0.3'
1.27 m / 50"	1.6 m / 5.0'	1.8 m / 5.9'	0 - 0.11 m / 0 - 0.4'
1.52 m / 60"	1.9 m / 6.0'	2.1 m / 7.2'	0 - 0.13 m / 0 - 0.4'
1.78 m / 70"	2.2 m / 7.0'	2.5 m / 8.4'	0 - 0.15 m / 0 - 0.5'
2.03 m / 80"	2.5 m / 8.0'	2.9 m / 9.6'	0 - 0.17 m / 0 - 0.6'
2.29 m / 90"	2.8 m / 9.0'	3.3 m / 10.8'	0 - 0.19 m / 0 - 0.6'
2.54 m / 100"	3.1 m / 10.0'	3.6 m / 12.0'	0 - 0.21 m / 0 - 0.7'
3.05 m / 120"	3.7 m / 12.0'	4.4 m / 14.5'	0 - 0.25 m / 0 - 0.9'
3.81 m / 150"	4.6 m / 15.1'	5.5 m / 18.1'	0 - 0.32 m / 0 - 1.1'
5.08 m / 200"	6.2 m / 20.1'	7.3 m / 24.2'	0 - 0.42 m / 0 - 1.4'
6.35 m / 250"	7.7 m / 25.1'	9.2 m / 30.3'	0 - 0.53 m / 0 - 1.8'
7.62 m / 300"	9.2 m / 30.2'	11.1 m / 36.4'	0 - 0.64 m / 0 - 2.1'

## Optional Accessories



Replacement lamp unit: **ET-LAB50**



Ceiling mount bracket: **ET-PKB50**

## Ecology-Conscious Design

Panasonic works from every angle to minimise environmental impact in the product design, production and delivery processes, and in the performance of the product itself over its life cycle. The PT-LB51 series projectors reflect the following ecological considerations.

- No halogenated flame retardants are used in the cabinet.
- No styrofoam is used in the packing materials.
- Lead-free glass is used for the lens.
- The packing case and operating manual are made from recycled paper.

## NOTES ON USE

- The projector uses a high-voltage mercury lamp that contains high internal pressure. This lamp may break, emitting a large sound, or fail to illuminate, due to impact or extended use. The length of time that it takes for the lamp to break or fail to illuminate varies greatly depending on individual lamp characteristics and usage conditions.
- The brightness of the lamp will gradually decrease with use.
- The projector includes consumable parts. The frequency of replacement for the lamp and other consumable parts will increase if the projector is subjected to extended, continuous use. For details, please consult a service representative.

# Panasonic®

Panasonic Projector Systems Company,  
Unit of Panasonic Corporation of North America  
www.panasonic.com/projectors

**Headquarters**  
3 Panasonic Way, 4B-9  
Secaucus, NJ 07094  
888-411-1996

**Panasonic Canada Inc.**  
5770 Ambler Drive  
Mississauga, Ontario  
Canada L4W 2T3  
905 624 5010

Projectors Global Web Site: <http://panasonic.net/avc/projector>

Please contact Panasonic or your dealer for a demonstration.



Weights and dimensions shown are approximate. Specifications are subject to change without notice. Product availability differs depending on region and country. This product may be subject to export control regulations. Intel and Pentium are registered trademarks of Intel Corporation. Microsoft, Windows Vista and Windows are either registered trademarks or trademarks of Microsoft Corp. in the United States and/or other countries. Apple, Mac, Mac OS, Macintosh and Safari are trademarks of Apple Inc., registered in the U.S. and other countries. All other trademarks are the property of their respective trademark owners. Projection images simulated. (C) 2008 Panasonic Projector Systems Company is a Unit of Panasonic Corporation of North America. All rights reserved. (C) 2008 Panasonic Corporation. All rights reserved.

All information included here is valid as of October 2008.

PT-LB51NTU2-08OCT Printed in Japan.