

Panasonic

ideas for life

PT-DW730 Series

1-Chip DLP™ Projectors

PT-DW730US
PT-DW730ULS
PT-DX800US
PT-DX800ULS



Crisp Pictures with 8,000 lm* for Effective Visual Communication

* The PT-DX800US/DX800ULS has 8,000 lm and the PT-DW730US/DW730ULS has 7,000 lm of brightness.



PT-DW730US
PT-DW730ULS

WXGA

7,000 lm

PT-DX800US
PT-DX800ULS

XGA

8,000 lm



Compact yet Bright and Versatile

If you are looking for a compact but powerful projector, check out the Panasonic PT-DW730 Series 1-chip DLP™ projectors. The PT-DX800US and PT-DW730US produce 8,000 and 7,000 lm of brightness, respectively. The RGB Booster ensures vivid, colorful images, and the original Eco Filter eliminates the need for filter replacement for up to 12,000 hours.*1 Complete with a dual-lamp system, the PT-DW730 Series gives you high reliability and hassle-free maintenance. Both models enable easy and flexible system configuration.



PT-DW730US/DW730ULS	PT-DX800US/DX800ULS
7,000 lm	8,000 lm
WXGA (1,280 × 800)	XGA (1,024 × 768)

- The PT-DW730ULS and PT-DX800ULS are sold without lenses.
- The specifications are the same as those of the PT-DW730US and PT-DX800US.

Vivid Picture Quality with High Brightness

Bright 8,000/7,000 lm from Compact Body

New lamp drive system has helped to make the body as compact as Panasonic's original PT-DZ6700 Series,*2 while providing high brightness of 8,000 lm for the PT-DX800US and 7,000 lm for the PT-DW730US.

RGB Booster Significantly Improves Color Reproduction

The RGB Booster achieves high image quality with levels of color reproduction and brightness that make each color stand out. It combines Panasonic's proprietary Vivid Color Control technology with a newly engineered Lamp Modulation Drive System for a 1-chip DLP™ projector that produces bright and vivid colors.

• Vivid Color Control

This unique control technology optimizes the use of the color segment areas of the color wheel. It increases the brightness of each RGB color by minimizing the unallocated portions between the colors, to achieve truly vivid coloring.

• Lamp Modulation Drive System

With the advanced lamp modulation technology, the projector is able to control the lamp intensity for each of the red, green, blue, and white segments of the color wheel separately. Because the actual light output is controlled in relation to each color segment, light usage is optimized and color balance is obtained without lowering the brightness. This results in bright vivid images with increased color fidelity.

• RGB Booster

By modulating the lamp power, we can maximize the color reproduction of each color without sacrificing brightness. Light usage is optimized, and color balance is obtained without lowering the brightness.

• Conventional system

Because the lamp power was fixed in conventional projectors, color reproduction was enhanced by sacrificing brightness.


Detail Clarity Processor Brings Depth and Clarity to Details

This advanced image-processing circuit analyzes the video signal frequency range for each scene by extracting data on the distribution of high, mid, and low-frequency components, and brings out fine details accordingly. The resulting images have a more natural, three-dimensional appearance with crisp, clear detail.

System Daylight View 2 for Enhanced Color Perception

Image details are less clear when a projector is used in a room with the lights on. Panasonic's System Daylight View 2 improves bright-

ness perception by adjusting sharpness, gamma curves, and color corrections. This produces crisper, more stunning images with vivid colors even under bright conditions.



Easy Maintenance and Superior Reliability

Eco Filter that Needs No Maintenance for up to 12,000 Hours*1

The original Eco Filter consists of two Micro Cut Filters (electrostatic filters), a pre-filter and a main filter, which use an ion effect to collect extremely small dust particles. The pre-filter has a honeycomb configuration and the main filter is pleated to achieve a large surface area that raises its dust collecting performance. Thanks to these features, the Eco Filter has a replacement cycle of up to 12,000 hours*1, which reduces the hassle of maintenance. And, as an environmental consideration, the filter can be washed with water and reused.*3



Dual-Lamp System Prevents Image Interruptions

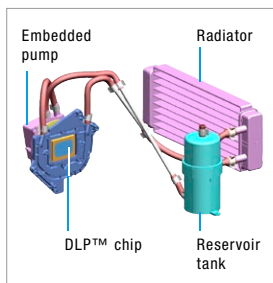
The Dual-Lamp System eliminates the need to interrupt a presentation if a lamp should burn out (in dual-lamp operation mode). The Lamp Relay mode also operates the lamps alternately to enable 24/7 projector operation.

Cost and Space-Saving Lamp Compatibility

The replacement lamp unit^{*4} can be used with all of the Panasonic PT-DZ6700 Series^{*2} and PT-DZ570 Series projectors.^{*5} This reduces the number of lamp types that need to be kept in stock when multiple projectors are used.

Liquid Cooling System Attains a High Level of Reliability

The original, newly designed liquid cooling system directly cools the DLP™ chip to improve performance and enable operation up to 45°C (113°F).^{*6} This allows use in a wider variety of environments, while stabilizing performance and keeping the unit quiet even in harsh conditions. It also contributes to realizing the compact body. Plus, Panasonic's liquid cooling system is hermetically sealed, so you don't need to replenish the liquid.



System Integration Flexibility

Flexible Installation

The wide adjustment range of the powered horizontal/vertical lens shift function assures convenience and versatility during installation. It lets you easily make adjustments with the remote control. The unit can also be rotated 360 degrees vertically. This means you can install it at any angle you want, to accommodate different installation conditions.



Multi-Screen Support System Seamlessly Connects Multiple Screens

The Multi-Screen Support System optimally adjusts multiple screens: Edge blending, color matching and multi-screen processor.

• Edge Blending

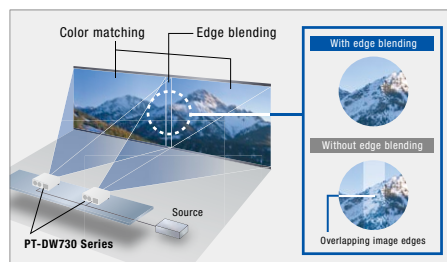
The edges of adjacent screens can be blended and their luminance controlled.

• Color Matching

This function corrects for slight variations in the color reproduction range of individual projectors.

• Multi-Screen Processor

The PT-DW730 Series projector can project large, multi-screen images without any additional equipment. Up to 100 units (10 x 10) can be edge-blended at a time



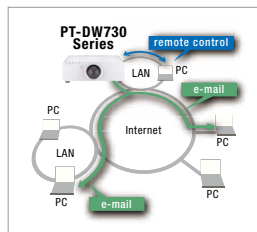
Side-by-Side Function^{*7} (PT-DW730US/DW730ULS)

The PT-DW730US/DW730ULS can simultaneously display images from two sources onto a single screen. For example, you can display a PC image on the left and a video image on the right. Taking advantage of the wide-screen projection, this function gives you a host of new application possibilities to explore.



Web Browser Control/Monitoring and E-mail Message Alert

The PT-DW730 Series can be easily operated remotely over a LAN network, because it is all done using the computer's familiar web browser. Furthermore, the projector sends an e-mail message to notify the operator when an error has occurred, or a lamp needs to be replaced.



PJLink™ Compatibility

The LAN terminals support PJLink™ Class 1 connection, which is highly convenient for system construction.

Multi Projector Monitoring & Control Software

Panasonic's original freeware, "Multi Projector Monitoring & Control Software," allows the user to control and monitor multiple projectors at the same time via LAN. Projectors can be scheduled to turn on and off at a certain hour everyday. When a problem occurs, an alarm message is sent to the monitoring/controlling PC.

Standby Mode: Eco^{*8}

The PT-DW730 Series has attained a low standby power level of 0.2 W (standby mode: eco). It also helps to slash running costs, and reduces environmental impact.

Other Valuable Features

- 3D color management system
- HD IP conversion
- Digital noise reduction
- Dynamic sharpness control
- 30m long-range wireless remote control
- Mechanical lens shutter
- Direct Power Off allows unplugging the power cord right after use

Recommended Applications

The PT-DW730 Series boasts superior image quality, flexible installation, and easy maintenance, making either model an ideal choice for use in classrooms, auditoriums, houses of worship, museums, and much more.

- Conferences, classrooms
- Auditoriums, houses of worship
- Rental, staging
- Museums

Ecology-conscious Design

Panasonic works from every angle to minimize environmental impact in the product design, production and delivery processes, and in the performance of the product during its life cycle. The PT-DW730 Series projector reflects the following ecological considerations.

- No halogenated flame retardants are used in the cabinet.
- Lead-free solder is used to mount components to the printed circuit boards.
- Lamp power switching further reduces power consumption.
- Standby power consumption of only 0.2 W has been achieved (standby mode: eco).^{*8}
- Auto Power Save activates standby mode when no signal is input.



All PT-DW730 Series projectors are carefully manufactured at the Panasonic factory in Japan, under strict quality control. This is another, very important advantage of a Panasonic projector.

*1 The usage environment affects the duration of the filter.

*2 PT-DZ6710U/DZ6710UL/DZ6700U/DZ6700UL/DW6300US/DW6300ULS/D6000US/D6000ULS/D5000US/D5000ULS.

*3 When washing with water, please follow the procedures listed in the operating instructions. Also, we recommend replacing the filter with a new one after it has been washed and reused twice. If the filter is not sufficiently clean after washing, replace it with a new one.

*4 ET-LAD60A/LAD60AW.

*5 PT-DZ570U/DW530U/DX500U.

*6 The operating temperature range is 0°C to 40°C (32°F to 104°F) when the fan control is set to High Altitude mode (for altitudes from 1,400 m to 2,700 m (4,593 ft to 8,858 ft) above sea level). Also, if the ambient temperature exceeds 40°C (104°F) (35°C (95°F) in High Altitude mode) when the projector is being used with Lamp Select set to Dual and Lamp Power set to High, the light output may be reduced approximately 20% to protect the projector.

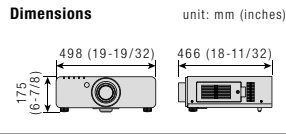
*7 This function is not effective for some source combinations.

*8 When the standby mode is set to eco, network functions such as power on over the LAN will not operate. Also, only certain commands can be received for external control using the serial terminal.

Specifications

Model	PT-DW730US/DW730ULS	PT-DX800US/DX800ULS
Power supply	120 V AC, 7.5 A, 50/60 Hz	
Power consumption	790 W (830 VA) at 120 V AC (0.2 W at 120 V AC when standby mode set to eco ^{*1} , 8 W at 120 V AC when standby mode set to normal. Both with fan stopped.)	
DLP™ chip	16.5 mm (0.65 inches) diagonal (16:10 aspect ratio)	
Panel size	17.8 mm (0.7 inches) diagonal (4:3 aspect ratio)	
Display method	DLP™ chip × 1, DLP™ projection system	
Pixels	1,024,000 (1,280 × 800) pixels	
Lens	PT-DW730US/DX800US PT-DW730ULS/DX800ULS Powered zoom (throw ratio 1.8–2.5:1), powered focus F 1.7–1.9, f 25.6–35.7 mm Optional powered zoom/focus lenses and fixed-focus lens	
Lamp	300 W (max. 310 W) UHM lamp × 2	
Screen size (diagonal)	1.27–15.24 m (50–600 inches), 1.27–5.08 m (50–200 inches) with the ET-DLE055, 16:10 aspect ratio	1.27–15.24 m (50–600 inches), 1.27–5.08 m (50–200 inches) with the ET-DLE055, 4:3 aspect ratio
Brightness ^{*2}	7,000 lm (dual-lamp, lamp mode: high)	8,000 lm (dual-lamp, lamp mode: high)
Center-to-corner uniformity ^{*2}	90 %	
Contrast ^{*2}	2,500:1 (full on/full off, contrast mode: high ^{*3})	2,000:1 (full on/full off, contrast mode: high ^{*3})
Resolution	1,280 × 800 pixels (Input signals that exceed this resolution will be converted to 1,280 × 800 pixels.)	1,024 × 768 pixels (Input signals that exceed this resolution will be converted to 1,024 × 768 pixels.)
Scanning frequency	DVI-D RGB YPbPr (Y/Ca/Cr) Video/S-Video	
Optical axis shift	Vertical Horizontal	Vertical Horizontal
Keystone correction range	Installation	
Terminals	Cabinet materials	
Dimensions (W × H × D)	Weight	
Operating environment	Supplied accessories	

***1** When the standby mode is set to eco, network functions such as power on over the LAN will not operate. Also, only certain commands can be received for external control using the serial terminal. ***2** Measurement, measuring conditions, and method of notation all comply with ISO 21118 international standards. ***3** Brightness: 3,500 lm for the PT-DW730US/DW730ULS; 4,000 lm for the PT-DX800US/DX800ULS. ***4** Compliant with VESA CMT-RB. ***5** With legs at shortest position. ***6** Protruding parts not included. ***7** The operating temperature range is 0°C to 40°C (32°F to 104°F) when the fan control is set to High Altitude mode (for altitudes from 1,400 m to 2,700 m (4,593 ft to 8,856 ft) above sea level). Also, if the ambient temperature exceeds 40°C (104°F) (35°C (95°F) in High Altitude mode) when the projector is being used with Lamp Select set to Dual and Lamp Power set to High, the light output may be reduced approximately 20% to protect the projector.



Terminals	
1 Video input	7 Remote 1 input
2 S-Video input	8 Remote 1 output
3 RGB 1 input	9 Remote 2 input
4 RGB 2 input	10 Serial input
5 DVI-D input	11 Serial output
6 LAN connector	

Projection distance

unit: meters (feet)

Diagonal image size <throw ratio>	Throw distance													
	ET-DLE080 <0.8-1.0:1>		ET-DLE150 <1.4-2.0:1>		Supplied lens <1.8-2.5:1>		ET-DLE250 <2.4-3.8:1>		ET-DLE350 <3.8-5.7:1>		ET-DLE450 <5.6-9.0:1>		ET-DLE055 <0.8:1>	
	min.	max.	min.	max.	min.	max.	min.	max.	min.	max.	min.	max.	min.	max.
1.27 [50"]	0.87	1.09	1.45	2.12	1.91	2.70	2.54	4.06	4.00	6.11	5.96	9.60	0.87	0.87
2.03 [80"]	1.42	1.77	2.35	3.42	3.11	4.37	4.12	6.55	6.48	9.86	9.71	15.53	1.42	1.42
2.54 [100"]	1.78	2.22	2.95	4.28	3.90	5.48	5.17	8.20	8.13	12.36	12.22	19.49	1.79	1.79
3.81 [150"]	2.70	3.36	4.45	6.45	5.89	8.25	7.79	12.35	12.27	18.61	18.47	29.38	2.71	2.71
5.08 [200"]	3.62	4.49	5.95	8.61	7.88	11.03	10.41	16.49	16.40	24.85	24.73	39.28	3.63	3.63
7.62 [300"]	5.45	6.76	8.96	12.95	11.85	16.58	15.65	24.77	24.67	37.35	37.25	59.06	—	—
10.16 [400"]	7.28	9.02	11.96	17.28	15.83	22.13	20.90	33.06	32.94	49.84	49.76	78.85	—	—
12.70 [500"]	9.11	11.29	14.96	21.61	19.80	27.68	26.14	41.34	41.20	62.33	62.28	98.64	—	—
15.24 [600"]	10.94	13.56	17.96	25.94	23.78	33.23	31.39	49.62	49.47	74.82	74.80	118.43	—	—

Diagonal image size <throw ratio>	Throw distance													
	ET-DLE080 <0.8-1.0:1>		ET-DLE150 <1.4-2.0:1>		Supplied lens <1.8-2.5:1>		ET-DLE250 <2.4-3.7:1>		ET-DLE350 <3.7-5.6:1>		ET-DLE450 <5.5-8.9:1>		ET-DLE055 <0.8:1>	
	min.	max.	min.	max.	min.	max.	min.	max.	min.	max.	min.	max.	min.	max.
1.27 [50"]	0.81	1.01	1.34	1.97	1.78	2.51	2.36	3.78	3.71	5.68	5.53	8.91	0.81	0.81
2.03 [80"]	1.32	1.64	2.18	3.18	2.89	4.06	3.83	6.09	6.02	9.17	9.02	14.44	1.32	1.32
2.54 [100"]	1.66	2.07	2.74	3.98	3.63	5.10	4.80	7.63	7.56	11.50	11.35	18.12	1.66	1.66
3.81 [150"]	2.51	3.12	4.14	6.00	5.48	7.68	7.24	11.49	11.41	17.31	17.18	27.33	2.52	2.52
5.08 [200"]	3.36	4.18	5.54	8.02	7.33	10.26	9.69	15.34	15.26	23.13	23.00	36.54	3.38	3.38
7.62 [300"]	5.07	6.29	8.33	12.05	11.03	15.43	14.57	23.06	22.96	34.76	34.66	54.97	—	—
10.16 [400"]	6.77	8.40	11.13	16.08	14.73	20.60	19.45	30.77	30.65	46.39	46.31	73.39	—	—
12.70 [500"]	8.48	10.51	13.92	20.12	18.43	25.77	24.33	38.48	38.35	58.02	57.96	91.81	—	—
15.24 [600"]	10.18	12.62	16.72	24.15	22.13	30.94	29.22	46.19	46.05	69.65	69.61	110.23	—	—

Black models

Black cabinet models are also available as built-to-order.

PT-DW730UK/
DX800UK

PT-DW730ULK/
DX800ULK

The specifications are the same as those of the PT-DW730US/DW730ULS and PT-DX800US/DX800ULS.



Optional accessories

ET-PKD56H
Ceiling mount
bracket for
high ceilings



ET-PKD55S
Ceiling mount bracket
for low ceilings



ET-EMF300
Replacement
filter unit



ET-LAD60A
Replacement lamp unit
(twin pack)



ET-DLE080
Zoom lens



ET-DLE150
Zoom lens



ET-DLE250
Zoom lens



ET-DLE350
Zoom lens



ET-DLE450
Zoom lens



ET-DLE055
Fixed-focus lens



Optional lens throw ratios

Model	PT-DW730US/ DW730ULS	PT-DX800US/ DX800ULS
Aspect ratio	16:10	4:3
ET-DLE080	0.8–1.0:1	0.8–1.0:1
ET-DLE150	1.4–2.0:1	1.3–2.0:1
ET-DLE250	2.4–3.8:1	2.4–3.7:1
ET-DLE350	3.8–5.7:1	3.7–5.6:1
ET-DLE450	5.6–9.0:1	5.5–8.9:1
ET-DLE055	0.8:1	0.8:1

NOTES ON USE

- Do not install the projector in locations that are subject to excessive water, humidity, steam, or oily smoke. Doing so may result in fire, malfunction, or electric shock.
- The projector uses a high-voltage mercury lamp that contains high internal pressure. This lamp may break, emitting a large sound, or fail to illuminate, due to impact or extended use.
- The projector uses a high-wattage lamp that becomes very hot during operation. Please observe the following precautions:
 - Never place objects on top of the projector while it is in operation.
 - Make sure there is an unobstructed space of 500 mm (19.11/16 in) or more around the projector's intake and exhaust openings.
 - Do not stack projector units directly on top of one another for the purpose of multiple (stacked) projection. When stacking projector units, be sure to provide the amount of space indicated between them. These space requirements also apply to installation where only one projector unit is operating at one time and the other unit is used as a backup.
 - If the projector is placed in a box or enclosure, the temperature of the air surrounding the projector must be between 0°C (32°F) and 40°C (104°F). Also, make sure the projector's intake and exhaust openings are not blocked. Take particular care to ensure that hot air from the exhaust openings is not sucked into the intake openings. Even when the ambient temperature near the intake opening is 40°C (104°F) or lower, an accumulation of hot air inside the cabinet may cause the protective circuit to activate and shut down the projector. Please give ample consideration to the design with regard to ambient temperature conditions.
- If the projector is to be operated continuously 24 hours a day, use the dual-lamp optical system's alternating lamp operation (lamp changer) function. The projector cannot be operated continuously 24 hours a day in dual-lamp mode. Allow a minimum of two hours per day of non-operation time per lamp if using the dual-lamp mode.
- The lamp replacement cycle duration becomes shorter if the projector is operated repeatedly for short periods.
 - The length of time that it takes for the lamp to break or fail to illuminate varies greatly depending on individual lamp characteristics and usage conditions.
 - The brightness of the lamp will gradually decrease with use.

Panasonic

For more information about Panasonic projectors
<http://panasonic.net/avc/projector>

Weights and dimensions shown are approximate. Specifications and appearance are subject to change without notice. Product availability differs depending on region and country. This product may be subject to export control regulations. The projection distances and throw ratios given in this brochure are for use only as guidelines. For more detailed information, please consult the dealer from whom you are purchasing the product. Also, the throw ratios shown are the values for an 80-inch image size (measured diagonally). The throw ratio varies depending on the diagonal image size. DLP, DLP Logo and DLP Medallion logo are trademarks or registered trademarks of Texas Instruments. The PLink trademark is an application trademark in Japan, the United States, and other countries and regions or registered trademarks. All other trademarks are the property of their respective trademark owners. Projection images simulated. © 2011 Panasonic Corporation. All rights reserved.



Factories of Business Solutions Business Group have received ISO 14001:2004—The Environmental Management System certification (except for "third parties' peripherals").

All information included here is valid as of July 2011.

PT-DW730U1 Printed in Japan.